

ADJUSTABLE DESIGN SERIES

NOVA FLEX®

The 90+ CRI Design Series Adjustable offers a wide range of whites to impact the places people live, work and play.

- K-temp range from 2100K - 5400K
- Adjust intensity/brightness independently
- Smooth, flicker-free Dimming



| Product Codes IP65 | IP68 |
|-----------------------|-----------------------|
| NF/SP-DS-O-128-24V-AS | NF/SP-DS-W-128-24V-AS |
| NF-DS-O-160-24V-AS | NF/SP-W-160-24V-AS |

| Physical | |
|----------------|--|
| Operating Temp | IP65: -15° to 140°F (-25° to 60°C) IP68: -15° to 176°F (-25° to 80°C) |
| Environment | IP65 (Dust/splash proof) IP68* (Water/chemical resistant) |
| Mounting | 3M Adhesive Clips Channels |
| Cut Length | Varies by series |

| Quality Assurance | |
|-------------------|----------------|
| Lumen Maintenance | 50,000 Hrs |
| Warranty | 5 years |
| CCT Binning | 3-step MacAdam |
| Certifications | UL |

| Electrical | |
|------------|--|
| Voltage | 24V |
| Wire Size | 20 AWG. 2 Wire |
| Lead | Default: 120 Inch IP65: 2 Inch Minimum IP68: 3 Inch Minimum Quick Connect: 3 - 120 Inch |
| Jumper | IP65 & IP68*: 3 Inch Minimum |
| Dimming | MLV 0-10V S3i Series Controller |

| | CCT | CRI | Lumens/ft | Efficacy (lm/w) | Power (w/ft) | Max Run |
|------------|------------|-----|-----------|-----------------|--------------|---------|
| 128 | 2100-5400K | 90+ | 109 - 272 | 68 - 74 | 1.6 - 3.7 | 16.0 ft |
| 160 | 2100-5400K | 90+ | 138 - 343 | 65 - 84 | 2.1 - 4.5 | 13.1 ft |

Lumens have a tolerance of +/- 10%.

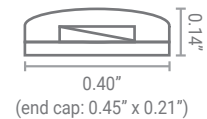
| Complete Solution | |
|-------------------|---------------------------------|
| Step 1 | Build the LED order code |
| Step 2 | Select channel |
| Step 3 | Select power and controls |
| Step 4 | Select accessories |
| Step 5 | Contact your Agent or Nova Flex |

INSTALL GUIDE **PHOTOMETRICS**

Adjustable Design 128



Standard IP65



Rugged IP68



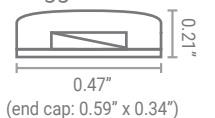
Adjustable Design 160



Standard IP65



Rugged IP68




DESIGN SERIES CHANNEL OPTIONS

| | Product Image | Product Code | Color | Lens Options | Dimensions | Downloads |
|-----------|---|--|----------------------------|--------------|---|----------------------------|
| Angled |  | Angled 1919U NF-CH-1919U-2M | Silver White* Black* | CL SF BK* |  | SPEC SHEET |
| |  | Angled 3030 - CR NF-CH-3030-C/CLEAR/CR-2M NF-CH-3030-C/SOFT/CR-2M | Silver White* Black* | CL SF BK* |  | SPEC SHEET |
| |  | Angled 3030 - SQ NF-CH-3030-C/CLEAR/SQ-2M NF-CH-3030-C/SOFT/SQ-2M | Silver White* Black* | CL SF BK* |  | SPEC SHEET |
| Bendable |  | Bendable 1806 NF-CH-1806-2M | Silver White* Black* | CL SF BK* |  | SPEC SHEET |
| |  | Bendable 3916 NF-CH-3916-2M | Silver White* Black* | CL SF BK* |  | SPEC SHEET |
| Mud-In |  | Mud-In 6214 NF-CH-6214-2M | Silver White* Black* | CL SF BK* |  | SPEC SHEET |
| Recessed |  | Recessed 2515 NF-CH-2515-2M | Silver White* Black* | CL SF BK* |  | SPEC SHEET |
| |  | Recessed 4540 NF-CH-4540-2M | Silver White* Black* | SF BK* |  | SPEC SHEET |
| |  | Recessed 6017 NF-CH-6017-2M | Silver White* Black* | CL SF BK* |  | SPEC SHEET |
| Universal |  | Universal 2217 Magnetic/Suspended/Surface NF-CH-2217-2M | Silver White* Black* | CL SF BK* |  | SPEC SHEET |
| Suspended |  | Suspended 3030 RN NF-CH-3030-RN-2M | Silver White* Black* | SF |  | SPEC SHEET |

DESIGN SERIES CHANNEL OPTIONS

| | | | | | | |
|-----------|---|---|-------------------------|---------------|---|---|
| Surface |  | Surface 1707 NF-CH-1707-2M | Silver White* Black | CL SF SL* BK* |  | Height with Lens 0.3" SPEC SHEET |
| |  | Surface 1707 - 30° NF-CH-1707-C/CLEAR/30-2M | Silver White* Black | CL BK* |  | SPEC SHEET |
| |  | Surface 1707 - 60° NF-CH-1707-C/CLEAR/60-2M | Silver White* Black | CL BK* |  | SPEC SHEET |
| |  | Surface 1813 NF-CH-1813-2M | Silver White* Black | CL SF BK* |  | Height with Lens 0.5" SPEC SHEET |
| |  | Surface 3525 NF-CH-3525-2M | Silver White* Black* | CL SF BK* |  | SPEC SHEET |
| |  | Surface 4517 NF-CH-4517-2M | Silver White* Black* | CL SF BK* |  | Height with Lens 0.70" SPEC SHEET |
| Lens Only |  | Channel-less 2913 NF-CH-2913-C/SOFT-2M | N/A | SF |  | SPEC SHEET |

| Dotting with soft lens | | DS-O-128 | DS-O-160 | DS-W-128 | DS-W-160 |
|------------------------|------------|----------|----------|----------|----------|
| Angled | 1919U | 1 | 1 | x | x |
| | 3030 SQ/CR | 0 | 0 | 0 | 0 |
| Bendable | 1806 | 3 | 3 | x | x |
| | 3916 | 1 | 0 | 1 | 0 |
| Mud-In | 6214 | 1 | 1 | 1 | 1 |
| Recessed | 2515 | 0 | 0 | x | x |
| | 4540 | 0 | 0 | 0 | 0 |
| | 6017 | 1 | 0 | 1 | 0 |
| Universal | 2217 | 1 | 0 | 1 | 1 |
| Suspended | 3030 RN | 0 | 0 | 0 | 0 |
| Surface | 1707 | 2 | 2 | x | x |
| | 1813 | 1 | 1 | 1 | 1 |
| | 3525 | 0 | 0 | 0 | 0 |
| | 4517 | 1 | 0 | 1 | 0 |
| Channel-less | 2913 | 0 | 0 | x | x |



0 - No Dotting



1 - Slight Dotting



2 - Blurred Dotting



3 - Clear Dotting

x Not Compatible

DESIGN SERIES DRIVER OPTIONS

| | Product Image | Product Code | Wattage | Current/Voltage | Safety | Downloads |
|-------------------------|---|---|---------|---|-------------------------------------|----------------------------|
| Universal Dim / Non-Dim |  | NF-PS-UNV-60W-24V Dim 0-10V, MLV, ELV TRIAC View spec sheet for all options | 60W | Output Current: 2.5A Input Voltage: 100-277 VAC | UL8750 Class 2 Type HL FCC | SPEC SHEET |
| |  | NF-PS-UNV-96W-24V Dim 0-10V, MLV, ELV TRIAC View spec sheet for all options | 96W | Output Current: 4A Input Voltage: 100-277 VAC | UL8750 Class 2 Type HL FCC | SPEC SHEET |
| |  | NF-PS-UNV-288W-24V Dim 0-10V, MLV, ELV TRIAC View spec sheet for all options | 288W | Output Current: 3x4A Input Voltage: 100-277 VAC | UL8750 Class 2 Type HL FCC | SPEC SHEET |
| |  | NF-PS-UNV-384W-24V Dim 0-10V, MLV, ELV TRIAC View spec sheet for all options | 384W | Output Current: 4x4A Input Voltage: 100-277 VAC | UL8750 Class 2 Type HL FCC | SPEC SHEET |
| 0 - 10V Dim Only |  | NF-PS-MAXX-30W-24V-0/10V | 30W | Output Current: 1.25A Input Voltage: 100-277 VAC | UL8750 Class 2 Type HL FCC | SPEC SHEET |
| |  | NF-PS-MAXX-288W-24V-0/10V | 288W | Output Current: 20A Input Voltage: 100-277 VAC | UL 7850 UL1310 | SPEC SHEET |
| |  | NF-PS-96W-24V-0/10V | 96W | Output Current: 0.96A Max Input Voltage: 120-277 VAC | UL8750 Class 2 | SPEC SHEET |
| Lutron |  | NF-PS-L3DA-40W-24V-KL Lutron Hi-Lume 1% EcoSystem/3-Wire 24V | 40W | Output Current: 3.3A Input Voltage: 120-277 VAC | UL8750 Class 2 Type TL | SPEC SHEET |
| |  | NF-PS-L3DO-96W-24V Lutron Hi-Lume Premier 0.1% EcoSystem/3-Wire 24V Constant Voltage | 96W | Output Current: 4.0A Input Voltage: 120-277VAC | UL8750 CSA250.13-14 Class 2 | SPEC SHEET |

DESIGN SERIES CONTROL OPTIONS

| Product Image | Product Code | Details | Pair With | Downloads |
|---|--|---|-------------------------------|----------------------------|
| S3i CONTROL SERIES: | | | | |
|  | S3i Touch Adjustable NF-S3i-TP-AS | Required to Pair: S3i-WR-1009 Zones: 4 Power Consumption: 200ma Dimming Function: 0 - 100% | NF-S3i-WR-1009 | SPEC SHEET |
|  | S3i Hand-held Adjustable NF-S3i-WC-AS | Required to Pair: S3i-WR-1009 Zones: 6 Dimming Function: 0 - 100% Battery Operated: 3 AAA | NF-S3i-WR-1009 | SPEC SHEET |
|  | S3i Push Button Wall Mount Adjustable NF-S3i-PB-AS | Required to Pair: S3i-WR-1009 Zones: 1 Dimming Function: 0 - 100% Battery Operated: 3V (CR2025) | NF-S3i-WR-1009 | SPEC SHEET |
|  | S3i Wireless Receiver NF-S3i-WR-1009 | Output Power: 240 - 720w Output Current: 4 CH. 5A/CH Input: 12 - 36V DC Dimming: 0 - 100% | NF-A-UNV | SPEC SHEET |
| OTHER CONTROLS AND AMPLIFIER | | | | |
|  | LED DMX Decoder NF/SP-DMX-5A-4CH | Input Voltage: 12 - 24V DC Max Output Power: 480W Max Load Current: 20A (5A/4CH) Short Circuit / Over Load Recover Auto Control Method: DMX512 RJ45 | Electronic Non-Dimming Driver | SPEC SHEET |
|  | Universal Amplifier NF-A-UNV | Input Voltage: 12 - 36V DC Input Signal: PWM Max Load Current: 20A (5A/4CH) Max Output Power: 240 - 720W | All Above Products | SPEC SHEET |

| Product Image | Product Code | Dimensions |
|---------------|--|---|
| | Hardwire to Female Quick Connect Adapter NF-C-F | Available Lengths: 6in, 1ft, 2ft, 3ft, 4ft, 5ft, 6ft, & 10ft |
| | Hardwire to Male Quick Connect Adapter NF-C-M | Available Lengths: 6in, 1ft, 2ft, 3ft, 4ft, 5ft, 6ft, 8ft & 10ft |
| | Male to Female Quick Connect Adapter NF-C-MF | Available Lengths: 3ft, 6ft & 10ft |
| | Y Cable 2 Male, 1 Female NF-C-Y | Total Length: 20.00 in |
| | Y Cable 4 Male, 1 Female NF-C-Y-4Y | Total Length: 20.00 in |
| | Y Cable 8 Male, 1 Female NF-C-Y-8Y | Total Length: 17.25 in |
| | Female Quick Connect to Hardwire Adapter NF-C-F/HW | 1.5 x 0.5 x 0.5 in |
| | Male Quick Connect to Hardwire Adapter NF-C-M/HW | 1.5 x 0.5 x 0.5 in |
| | Hard Clips 20 per pack NF-CLIPS-H | 1.125 x 0.25 in Clips add 0.125" to height of lights |
| | Soft Clips 20 per pack NF-CLIPS-S | 1.125 x 0.25 in Clips add 0.125" to height of lights |
| | Universal Adjustable Clip NF-CH-UNV-CLIPS/ADJ | 1.13 x 1.00 in |

FOR MORE INFORMATION
CLICK HERE

RESOURCES

WHY NOVA FLEX

ADDITIONAL
PRODUCT OPTIONS