


# DESIGN SERIES

This architectural-grade, 90+ CRI LED strip light ensures proper execution of design intentions for a variety of applications.

- Dry / Wet Environment
- Smooth, Flicker-free Dimming
- PoE Compatible



ORDER CODE	SERIES	ENV	LEDS/M	VOLTAGE	CCT
NF NF/SP	DS	O = IP65 W = IP68*	64 128 160 240	24V	SEE TABLE



## Physical

Operating Temp	IP65: -15° to 140°F (-25° to 60°C) IP68: -15° to 176°F (-25° to 80°C)
Environment	IP65 (Dust/splash proof) IP68* (Water/chemical resistant)
Mounting	3M Adhesive   Clips   Channels
Cut Length	Varies by series, see page 2

## Quality Assurance

Lumen Maintenance	50,000 Hrs
Warranty	5 years
CCT Binning	3-step MacAdam
Certifications	UL Title 24, JA8 - 2019

## Electrical

Voltage	24V
Wire Size	20 AWG. 2 Wire
Lead	Default: 120 Inch IP65: 2 Inch Minimum IP68*: 3 Inch Minimum Quick Connect: 3 - 120 Inch
Jumper	IP65 & IP68*: 3 Inch Minimum
Dimming	MLV   0-10V   S3i Series Controller

## Complete Solution

Step 1	Build the LED order code
Step 2	Select channel
Step 3	Select power and controls
Step 4	Select accessories
Step 5	Contact your Agent or Nova Flex

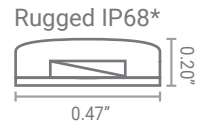

## Performance

	CCT	CRI	Lumens/ft	Efficacy (lm/w)	Power (w/ft)	Max Run
DS 64	2200K*	87	164	68	2.4	31.0 ft
	2500K	90	224	93		
	2700K	93	309	129		
	3000K	92	256	107		
	3500K	92	255	106		
	4100K	92	243	101		
	5500K	94	259	108		
DS 128	2200K*	87	205	57	3.6	22.9 ft
	2500K	90	234	65		
	2700K	93	316	88		
	3000K	92	322	89		
	3500K	93	328	91		
	4100K	92	312	87		
	5500K	94	316	88		
DS 160	2200K*	90	272	62	4.4	18.0 ft
	2500K	92	326	74		
	2700K	93	424	96		
	3000K	92	397	90		
	3500K	92	407	93		
	4100K	92	411	93		
	5500K	94	384	87		
DS 240	2200K*	87	444	67	6.6	13.8 ft
	2500K	90	558	85		
	2700K	93	577	87		
	3000K	92	577	87		
	3500K	92	554	84		
	4100K	92	581	88		
	5500K	94	605	92		

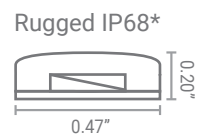

Data listed is for IP65 LED strip. Lumens have a tolerance of +/- 10%.

# DESIGN SERIES


## Design 64



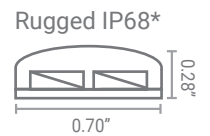
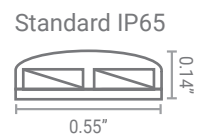
## Design 128



## Design 160



## Design 240



# DESIGN SERIES CHANNEL OPTIONS

	Product Image	Product Code	Color	Lens Options	Dimensions	Downloads
Angled		<b>Angled 1919U</b> NF-CH-1919U-2M	Silver White* Black*	CL SF BK*		<a href="#">SPEC SHEET</a>
		<b>Angled 3030 - CR</b> NF-CH-3030-C/CLEAR/CR-2M NF-CH-3030-C/SOFT/CR-2M	Silver White* Black*	CL SF BK*		<a href="#">SPEC SHEET</a>
		<b>Angled 3030 - SQ</b> NF-CH-3030-C/CLEAR/SQ-2M NF-CH-3030-C/SOFT/SQ-2M	Silver White* Black*	CL SF BK*		<a href="#">SPEC SHEET</a>
Bendable		<b>Bendable 1806</b> NF-CH-1806-2M	Silver White* Black*	CL SF BK*	 Height with Lens 0.22"	<a href="#">SPEC SHEET</a>
		<b>Bendable 3916</b> NF-CH-3916-2M	Silver White* Black*	CL SF BK*	 Height with Lens 0.69"	<a href="#">SPEC SHEET</a>
Mud-In		<b>Mud-In 6214</b> NF-CH-6214-2M	Silver White* Black*	CL SF BK*	 Height with Lens 0.58"	<a href="#">SPEC SHEET</a>
Recessed		<b>Recessed 2515</b> NF-CH-2515-2M	Silver White* Black*	CL SF BK*	 Height with Lens	<a href="#">SPEC SHEET</a>
		<b>Recessed 4540</b> NF-CH-4540-2M	Silver White* Black*	SF BK*		<a href="#">SPEC SHEET</a>
		<b>Recessed 6017</b> NF-CH-6017-2M	Silver White* Black*	CL SF BK*	 Height with Lens 0.69"	<a href="#">SPEC SHEET</a>
Universal		<b>Universal 2217</b> Magnetic/Suspended/Surface NF-CH-2217-2M	Silver White* Black*	CL SF BK*		<a href="#">SPEC SHEET</a>
Suspended		<b>Suspended 3030 RN</b> NF-CH-3030-RN-2M	Silver White* Black*	SF		<a href="#">SPEC SHEET</a>



# DESIGN SERIES CHANNEL OPTIONS












Surface		<b>Surface 1707</b> NF-CH-1707-2M	Silver White* Black	CL SF SL* BK*	 0.48" lens width, 0.69" channel width, 0.28" height Height with Lens 0.3"	SPEC SHEET
		<b>Surface 1707 - 30°</b> NF-CH-1707-C/CLEAR/30-2M	Silver White* Black	CL BK*	 0.48" lens width, 0.69" channel width, 0.47" height	SPEC SHEET
		<b>Surface 1707 - 60°</b> NF-CH-1707-C/CLEAR/60-2M	Silver White* Black	CL BK*	 0.48" lens width, 0.69" channel width, 0.47" height	SPEC SHEET
		<b>Surface 1813</b> NF-CH-1813-2M	Silver White* Black	CL SF BK*	 0.59" lens width, 0.73" channel width, 0.45" height Height with Lens 0.5"	SPEC SHEET
		<b>Surface 3525</b> NF-CH-3525-2M	Silver White* Black*	CL SF BK*	 1.22" lens width, 1.38" channel width, 0.99" height	SPEC SHEET
		<b>Surface 4517</b> NF-CH-4517-2M	Silver White* Black*	CL SF BK*	 1.66" lens width, 1.73" channel width, 0.665" height Height with Lens 0.70"	SPEC SHEET
Lens Only		<b>Channel-less 2913</b> NF-CH-2913-C/SOFT-2M	N/A	SF	 0.56" lens width, 1.10" channel width, 0.55" height	SPEC SHEET

Dotting with soft lens		DS-O-64	DS-O-128	DS-O-160	DS-O-240	DS-W-64	DS-W-128	DS-W-160	DS-W-240	
Angled	1919U	2	1	1	1	x	x	x	x	
	3030 SQ/CR	1	0	0	0	1	0	0	0	
Bendable	1806	3	3	3	x	x	x	x	x	
	3916	1	1	0	1	1	1	0	1	
Mud-In	6214	1	1	1	1	2	1	1	1	
Recessed	2515	1	0	0	x	x	x	x	x	
	4540	0	0	0	0	0	0	0	0	
	6017	1	1	0	0	1	1	0	0	
Universal	2217	1	1	0	0	2	1	1	x	
Suspended	3030 RN	0	0	0	0	1	0	0	0	
Surface	1707	3	2	2	x	x	x	x	x	
	1813	2	1	1	1	2	1	1	x	
	3525	0	0	0	0	0	0	0	0	
	4517	1	1	0	0	1	1	0	0	
Channel-less	2913	1	0	0	0	x	x	x	x	

# DESIGN SERIES DRIVER OPTIONS

	Product Image	Product Code	Wattage	Current/Voltage	Safety	Downloads
Universal Dim / Non-Dim		NF-PS-UNV-60W-24V Dim 0-10V, MLV, ELV TRIAC View spec sheet for all options	60W	Output Current: 2.5A Input Voltage: 100-277 VAC	UL8750 Class 2 Type HL FCC	<a href="#">SPEC SHEET</a>
		NF-PS-UNV-96W-24V Dim 0-10V, MLV, ELV TRIAC View spec sheet for all options	96W	Output Current: 4A Input Voltage: 100-277 VAC	UL8750 Class 2 Type HL FCC	<a href="#">SPEC SHEET</a>
		NF-PS-UNV-288W-24V Dim 0-10V, MLV, ELV TRIAC View spec sheet for all options	288W	Output Current: 3x4A Input Voltage: 100-277 VAC	UL8750 Class 2 Type HL FCC	<a href="#">SPEC SHEET</a>
		NF-PS-UNV-384W-24V Dim 0-10V, MLV, ELV TRIAC View spec sheet for all options	384W	Output Current: 4x4A Input Voltage: 100-277 VAC	UL8750 Class 2 Type HL FCC	<a href="#">SPEC SHEET</a>
0 - 10V Dim Only		NF-PS-MAXX-30W-24V-0/10V	30W	Output Current: 1.25A Input Voltage: 100-277 VAC	UL8750 Class 2 Type HL FCC	<a href="#">SPEC SHEET</a>
		NF-PS-MAXX-288W-24V-0/10V	288W	Output Current: 20A Input Voltage: 100-277 VAC	UL 7850 UL1310	<a href="#">SPEC SHEET</a>
		NF-PS-96W-24V-0/10V	96W	Output Current: 0.96A Max Input Voltage: 120-277 VAC	UL8750 Class 2	<a href="#">SPEC SHEET</a>
Lutron		NF-PS-L3DA-40W-24V-KL Lutron Hi-Lume 1% EcoSystem/3-Wire 24V	40W	Output Current: 3.3A Input Voltage: 120-277 VAC	UL8750 Class 2 Type TL	<a href="#">SPEC SHEET</a>
		NF-PS-L3DO-96W-24V Lutron Hi-Lume Premier 0.1% EcoSystem/3-Wire 24V Constant Voltage	96W	Output Current: 4.0A Input Voltage: 120-277VAC	UL8750 CSA250.13-14 Class 2	<a href="#">SPEC SHEET</a>

	Product Image	Product Code	Details	Downloads
S3i Series		<b>S3i Glass Touch-Panel</b> NF-S3i-TP-D	Required to Pair: S3i-WR-1009 Zones: 4 Power Consumption: 200ma Dimming Function: 0 - 100%	<a href="#">SPEC SHEET</a>
		<b>S3i Hand-Held Remote</b> NF-S3i-WC-D	Required to Pair: S3i-WR-1009 Zones: 6 Dimming Function: 0 - 100% Battery Operated: 3 AAA	<a href="#">SPEC SHEET</a>
		<b>S3i Push Button Wall Mount</b> NF-S3i-PB-D	Required to Pair: S3i-WR-1009 Zones: 1 Dimming Function: 0 - 100% Battery Operated: 3V (CR2025)	<a href="#">SPEC SHEET</a>
		<b>S3i Wireless Receiver</b> All controls above require this product NF-S3i-WR-1009	Output Power: 240 - 720w Output Current: 4 CH. 5A/CH Input: 12 - 36V DC Dimming: 0 - 100% Can pair with NF-A-UNV	<a href="#">SPEC SHEET</a>
Amplifier		<b>Universal Amplifier</b> NF-A-UNV	Input Voltage: 12 - 36V DC Input Signal: PWM Max Load Current: 20A (5A/4CH) Max Output Power: 240 - 720W	<a href="#">SPEC SHEET</a>

Product Image	Product Code	Dimensions
	<b>Hardwire to Female Quick Connect Adapter</b> NF-C-F	Available Lengths: 6in, 1ft, 2ft, 3ft, 4ft, 5ft, 6ft, & 10ft
	<b>Hardwire to Male Quick Connect Adapter</b> NF-C-M	Available Lengths: 6in, 1ft, 2ft, 3ft, 4ft, 5ft, 6ft, 8ft & 10ft
	<b>Male to Female Quick Connect Adapter</b> NF-C-MF	Available Lengths: 3ft, 6ft & 10ft
	<b>Y Cable</b> 2 Male, 1 Female NF-C-Y	Total Length: 20.00 in
	<b>Y Cable</b> 4 Male, 1 Female NF-C-Y-4Y	Total Length: 20.00 in
	<b>Y Cable</b> 8 Male, 1 Female NF-C-Y-8Y	Total Length: 17.25 in
	<b>Female Quick Connect to Hardwire Adapter</b> NF-C-F/HW	1.5 x 0.5 x 0.5 in
	<b>Male Quick Connect to Hardwire Adapter</b> NF-C-M/HW	1.5 x 0.5 x 0.5 in
	<b>Hard Clips</b> 20 per pack NF-CLIPS-H	1.125 x 0.25 in Clips add 0.125" to height of lights
	<b>Soft Clips</b> 20 per pack NF-CLIPS-S	1.125 x 0.25 in Clips add 0.125" to height of lights
	<b>Universal Adjustable Clip</b> NF-CH-UNV-CLIPS/ADJ	1.13 x 1.00 in

**FOR MORE  
INFORMATION  
CLICK HERE** 

RESOURCES

WHY NOVA FLEX

ADDITIONAL  
PRODUCT OPTIONS