

PRO SERIES

This commercial-grade, economical LED strip offers 80+ CRI lighting for indoor and outdoor applications from covers to pathways.

- Dry / Wet Environment
- Smooth, Flicker-free Dimming
- PoE Compatible



ORDER CODE	SERIES	ENV	LEDS/M	VOLTAGE	CCT
NF NF/SP	PRO	O = IP65 W = IP68	60 120 240	24V 24V	SEE TABLE

Physical

Operating Temp	-15° to 140°F (-25° to 60°C)
Environment	IP65 (Dust/splash proof) IP68 (Water/chemical resistant)
Mounting	3M Adhesive Clips Channels
Cut Length	Varies by series, see page 2

Quality Assurance

Lumen Maintenance	50,000 Hrs
Warranty	2 years
CCT Binning	3-step MacAdam
Certifications	UL Closet Rated (Pro 60/120)

Electrical

Voltage	24V
Wire Size	20 AWG. 2 Wire
Lead	Default: 120 Inch IP65: 2 Inch Minimum IP68: 3 Inch Minimum Quick Connect: 3 - 120 Inch
Jumper	IP65 & IP68: 3 Inch Minimum
Dimming	MLV 0-10V S3i Control Series

Complete Solution

Step 1	Build the LED order code
Step 2	Select channel
Step 3	Select power and controls
Step 4	Select accessories
Step 5	Contact your Agent or Nova Flex

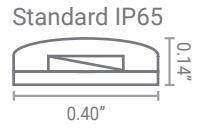
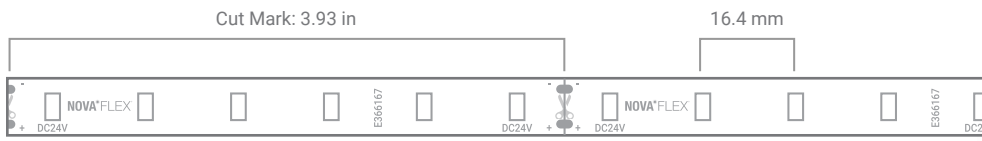
	CCT	CRI	Lumens/ft	Efficacy (lm/w)	Power (w/ft)	Max Run
PRO 60	2500K*	82	89	57	1.5	48.8 ft
	2700K	81	94	63		
	3000K	81	115	77		
	3225K	83	103	67		
	4100K	84	101	67		
	5500K*	82	98	67		
	6200K	85	87	58		
PRO 120	2700K	80	214	71	3.0	30.3 ft
	3000K	81	210	70		
	3225K	83	197	66		
	4100K	83	212	71		
	5500K*	82	208	69		
	6200K	83	172	57		
	PRO 240	2700K	81	384		
3000K		81	368	62		
3225K		84	417	71		
4100K		83	421	71		
5500K*		83	407	69		
6200K		80	381	65		

Data listed is for IP65 LED strip. Lumens have a tolerance of +/- 10%.


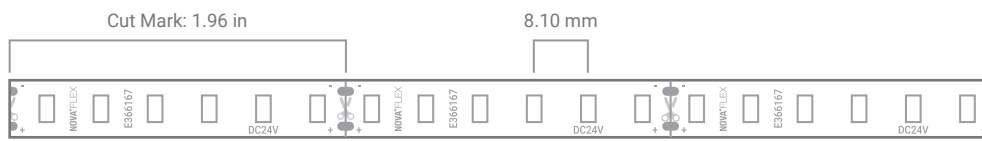
PRO SERIES



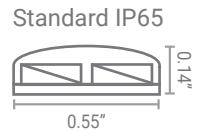
Pro 60



Pro 120



Pro 240



PRO SERIES CHANNEL OPTIONS

	Product Image	Product Code	Color	Lens Options	Dimensions	Downloads
Angled		Angled 1919U NF-CH-1919U-2M	Silver White* Black*	CL SF BK*		SPEC SHEET
		Angled 3030 - CR NF-CH-3030-C/CLEAR/CR-2M NF-CH-3030-C/SOFT/CR-2M	Silver White* Black*	CL SF BK*		SPEC SHEET
		Angled 3030 - SQ NF-CH-3030-C/CLEAR/SQ-2M NF-CH-3030-C/SOFT/SQ-2M	Silver White* Black*	CL SF BK*		SPEC SHEET
Bendable		Bendable 1806 NF-CH-1806-2M	Silver White* Black*	CL SF BK*		SPEC SHEET
		Bendable 3916 NF-CH-3916-2M	Silver White* Black*	CL SF BK*		SPEC SHEET
Mud-In		Mud-In 6214 NF-CH-6214-2M	Silver White* Black*	CL SF BK*		SPEC SHEET
Recessed		Recessed 2515 NF-CH-2515-2M	Silver White* Black*	CL SF BK*		SPEC SHEET
		Recessed 4540 NF-CH-4540-2M	Silver White* Black*	SF BK*		SPEC SHEET
		Recessed 6017 NF-CH-6017-2M	Silver White* Black*	CL SF BK*		SPEC SHEET
Universal		Universal 2217 Magnetic/Suspended/Surface NF-CH-2217-2M	Silver White* Black*	CL SF BK*		SPEC SHEET
Suspended		Suspended 3030 RN NF-CH-3030-RN-2M	Silver White* Black*	SF		SPEC SHEET

PRO SERIES CHANNEL OPTIONS

Surface		Surface 1707 NF-CH-1707-2M	Silver White* Black	CL SF SL* BK*		Height with Lens 0.3"	SPEC SHEET
		Surface 1707 - 30° NF-CH-1707-C/CLEAR/30-2M	Silver White* Black	CL BK*			SPEC SHEET
		Surface 1707 - 60° NF-CH-1707-C/CLEAR/60-2M	Silver White* Black	CL BK*			SPEC SHEET
		Surface 1813 NF-CH-1813-2M	Silver White* Black	CL SF BK*		Height with Lens 0.5"	SPEC SHEET
		Surface 3525 NF-CH-3525-2M	Silver White* Black*	CL SF BK*			SPEC SHEET
		Surface 4517 NF-CH-4517-2M	Silver White* Black*	CL SF BK*		Height with Lens 0.70"	SPEC SHEET
Lens Only		Channel-less 2913 NF-CH-2913-C/SOFT-2M	N/A	SF			SPEC SHEET

DOTTING with soft lens		PRO-O-60	PRO-O-120	PRO-O-240	PRO-W-60	PRO-W-120	PRO-W-240	
Angled	1919U	2	1	1	x	x	x	
	3030 SQ/CR	1	0	0	1	0	0	
Bendable	1806	3	3	x	x	x	x	
	3916	1	1	1	1	1	1	
Mud-In	6214	2	1	1	2	1	1	
Recessed	2515	1	0	x	x	x	x	
	4540	0	0	0	0	0	0	
	6017	1	1	0	2	1	0	
Universal	2217	2	1	1	2	1	x	
Suspended	3030 RN	0	0	0	1	0	0	
Surface	1707	3	3	x	x	x	x	
	1813	2	2	1	2	2	x	
	3525	0	0	0	0	0	0	
	4517	2	1	1	2	1	0	
Channel-less	2913	1	0	0	x	x	x	

PRO SERIES DRIVER OPTIONS

	Product Image	Product Code	Wattage	Current/Voltage	Safety	Downloads
Universal Dim / Non-Dim		NF-PS-UNV-60W-24V Dim 0-10V, MLV, ELV TRIAC View spec sheet for all options	60W	Output Current: 2.5A Input Voltage: 100-277 VAC	UL8750 Class 2 Type HL FCC	SPEC SHEET
		NF-PS-UNV-96W-24V Dim 0-10V, MLV, ELV TRIAC View spec sheet for all options	96W	Output Current: 4A Input Voltage: 100-277 VAC	UL8750 Class 2 Type HL FCC	SPEC SHEET
		NF-PS-UNV-288W-24V Dim 0-10V, MLV, ELV TRIAC View spec sheet for all options	288W	Output Current: 3x4A Input Voltage: 100-277 VAC	UL8750 Class 2 Type HL FCC	SPEC SHEET
		NF-PS-UNV-384W-24V Dim 0-10V, MLV, ELV TRIAC View spec sheet for all options	384W	Output Current: 4x4A Input Voltage: 100-277 VAC	UL8750 Class 2 Type HL FCC	SPEC SHEET
0 - 10V Dim Only		NF-PS-MAXX-30W-24V-0/10V	30W	Output Current: 1.25A Input Voltage: 100-277 VAC	UL8750 Class 2 Type HL FCC	SPEC SHEET
		NF-PS-MAXX-288W-24V-0/10V	288W	Output Current: 20A Input Voltage: 100-277 VAC	UL 7850 UL1310	SPEC SHEET
		NF-PS-96W-24V-0/10V	96W	Output Current: 0.96A Max Input Voltage: 120-277 VAC	UL8750 Class 2	SPEC SHEET
Lutron		NF-PS-L3DA-40W-24V-KL Lutron Hi-Lume 1% EcoSystem/3-Wire 24V	40W	Output Current: 3.3A Input Voltage: 120-277 VAC	UL8750 Class 2 Type TL	SPEC SHEET
		NF-PS-L3DO-96W-24V Lutron Hi-Lume Premier 0.1% EcoSystem/3-Wire 24V Constant Voltage	96W	Output Current: 4.0A Input Voltage: 120-277VAC	UL8750 CSA250.13-14 Class 2	SPEC SHEET

	Product Image	Product Code	Details	Downloads
S3i Series		S3i Glass Touch-Panel NF-S3i-TP-D	Required to Pair: S3i-WR-1009 Zones: 4 Power Consumption: 200ma Dimming Function: 0 - 100%	SPEC SHEET
		S3i Hand-Held Remote NF-S3i-WC-D	Required to Pair: S3i-WR-1009 Zones: 6 Dimming Function: 0 - 100% Battery Operated: 3 AAA	SPEC SHEET
		S3i Push Button Wall Mount NF-S3i-PB-D	Required to Pair: S3i-WR-1009 Zones: 1 Dimming Function: 0 - 100% Battery Operated: 3V (CR2025)	SPEC SHEET
		S3i Wireless Receiver All controls above require this product NF-S3i-WR-1009	Output Power: 240 - 720w Output Current: 4 CH. 5A/CH Input: 12 - 36V DC Dimming: 0 - 100% Can pair with NF-A-UNV	SPEC SHEET
Amplifier		Universal Amplifier NF-A-UNV	Input Voltage: 12 - 36V DC Input Signal: PWM Max Load Current: 20A (5A/4CH) Max Output Power: 240 - 720W	SPEC SHEET

PRO SERIES ACCESSORY OPTIONS

Product Image	Product Code	Dimensions
	Hardwire to Female Quick Connect Adapter NF-C-F	Available Lengths: 6in, 1ft, 2ft, 3ft, 4ft, 5ft, 6ft, & 10ft
	Hardwire to Male Quick Connect Adapter NF-C-M	Available Lengths: 6in, 1ft, 2ft, 3ft, 4ft, 5ft, 6ft, 8ft & 10ft
	Male to Female Quick Connect Adapter NF-C-MF	Available Lengths: 3ft, 6ft & 10ft
	Y Cable 2 Male, 1 Female NF-C-Y	Total Length: 20.00 in
	Y Cable 4 Male, 1 Female NF-C-Y-4Y	Total Length: 20.00 in
	Y Cable 8 Male, 1 Female NF-C-Y-8Y	Total Length: 17.25 in
	Female Quick Connect to Hardwire Adapter NF-C-F/HW	1.5 x 0.5 x 0.5 in
	Male Quick Connect to Hardwire Adapter NF-C-M/HW	1.5 x 0.5 x 0.5 in
	Hard Clips 20 per pack NF-CLIPS-H	1.125 x 0.25 in Clips add 0.125" to height of lights
	Soft Clips 20 per pack NF-CLIPS-S	1.125 x 0.25 in Clips add 0.125" to height of lights
	Universal Adjustable Clip NF-CH-UNV-CLIPS/ADJ	1.13 x 1.00 in

FOR MORE INFORMATION
CLICK HERE

RESOURCES

WHY NOVA FLEX

ADDITIONAL
PRODUCT OPTIONS