

STATIC COLOR PRO SERIES

NOVA FLEX®

The Static Color Series can be used to create a branded look or unique, fun environment.

- Indoor / Outdoor
- Commercial / Residential
- Wildlife Certified - Yellow & Red IP68



ORDER CODE	COLOR	ENV	SERIES	VOLTAGE
NF NF/SP*	R G B Y	O = IP65 W = IP68*	60 120 240	24V 24V

Physical

Operating Temp	-15° to 140°F (-25° to 60°C)
Environment	IP65 (Dust/splash proof) IP68 (Water/chemical resistant)
Mounting	3M Adhesive Clips Channels
Cut Length	Varies by series, see page 2

Quality Assurance

Lumen Maintenance	50,000 Hrs
Warranty	2 years
CCT Binning	3-step MacAdam
Certifications	UL Wildlife Certified (red/yellow IP68)

Electrical

Voltage	24V
Wire Size	20 AWG. 2 Wire
Lead	Default: 120 Inch IP65: 2 Inch Minimum IP68: 3 Inch Minimum Quick Connect: 3 - 120 Inch
Jumper	IP65 & IP68: 3 Inch Minimum
Dimming	MLV 0-10V S3i Control Series

Complete Solution

Step 1	Build the LED order code
Step 2	Select channel
Step 3	Select power and controls
Step 4	Select accessories
Step 5	Contact your Agent or Nova Flex

	CCT	Lumens/ft	Efficacy (lm/w)	Power (w/ft)	Max Run
60	Red	43	27	1.6	48.8 ft
	Green	69	43		
	Blue	16	9		
	Yellow	32	20		
120	Red	86	29	3.0	30.3 ft
	Green	146	49		
	Blue	33	11		
	Yellow	59	20		
240	Red	173	26	6.6	13.8 ft
	Green	286	43		
	Blue	64	11		
	Yellow	113	17		

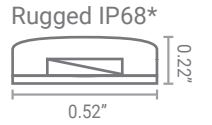

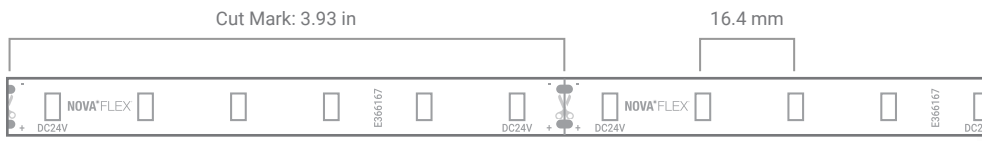
Lumens have a tolerance of +/- 10%.

INSTALL GUIDE | PHOTOMETRICS


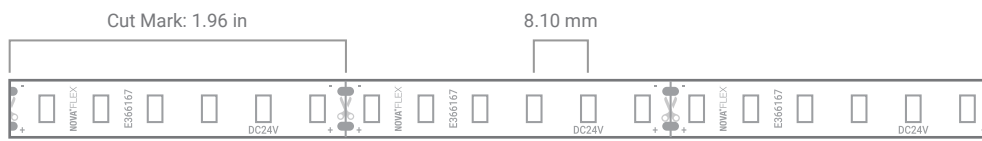
PRO SERIES



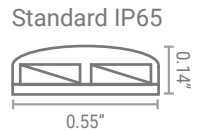
Pro 60



Pro 120



Pro 240



PRO SERIES CHANNEL OPTIONS

	Product Image	Product Code	Color	Lens Options	Dimensions	Downloads
Angled		Angled 1919U NF-CH-1919U-2M	Silver White* Black*	CL SF BK*		SPEC SHEET
		Angled 3030 - CR NF-CH-3030-C/CLEAR/CR-2M NF-CH-3030-C/SOFT/CR-2M	Silver White* Black*	CL SF BK*		SPEC SHEET
		Angled 3030 - SQ NF-CH-3030-C/CLEAR/SQ-2M NF-CH-3030-C/SOFT/SQ-2M	Silver White* Black*	CL SF BK*		SPEC SHEET
Bendable		Bendable 1806 NF-CH-1806-2M	Silver White* Black*	CL SF BK*		SPEC SHEET
		Bendable 3916 NF-CH-3916-2M	Silver White* Black*	CL SF BK*		SPEC SHEET
Mud-In		Mud-In 6214 NF-CH-6214-2M	Silver White* Black*	CL SF BK*		SPEC SHEET
Recessed		Recessed 2515 NF-CH-2515-2M	Silver White* Black*	CL SF BK*		SPEC SHEET
		Recessed 4540 NF-CH-4540-2M	Silver White* Black*	SF BK*		SPEC SHEET
		Recessed 6017 NF-CH-6017-2M	Silver White* Black*	CL SF BK*		SPEC SHEET
Universal		Universal 2217 Magnetic/Suspended/Surface NF-CH-2217-2M	Silver White* Black*	CL SF BK*		SPEC SHEET
Suspended		Suspended 3030 RN NF-CH-3030-RN-2M	Silver White* Black*	SF		SPEC SHEET




PRO SERIES CHANNEL OPTIONS

Surface		Surface 1707 NF-CH-1707-2M	Silver White* Black	CL SF SL* BK*		Height with Lens 0.3"	SPEC SHEET
		Surface 1707 - 30° NF-CH-1707-C/CLEAR/30-2M	Silver White* Black	CL BK*			SPEC SHEET
		Surface 1707 - 60° NF-CH-1707-C/CLEAR/60-2M	Silver White* Black	CL BK*			SPEC SHEET
		Surface 1813 NF-CH-1813-2M	Silver White* Black	CL SF BK*		Height with Lens 0.5"	SPEC SHEET
		Surface 3525 NF-CH-3525-2M	Silver White* Black*	CL SF BK*			SPEC SHEET
		Surface 4517 NF-CH-4517-2M	Silver White* Black*	CL SF BK*		Height with Lens 0.70"	SPEC SHEET
Lens Only		Channel-less 2913 NF-CH-2913-C/SOFT-2M	N/A	SF			SPEC SHEET

DOTTING with soft lens		PRO-O-60	PRO-O-120	PRO-O-240	PRO-W-60	PRO-W-120	PRO-W-240	
Angled	1919U	2	1	1	x	x	x	
	3030 SQ/CR	1	0	0	1	0	0	
Bendable	1806	3	3	x	x	x	x	
	3916	1	1	1	1	1	1	
Mud-In	6214	2	1	1	2	1	1	
Recessed	2515	1	0	x	x	x	x	
	4540	0	0	0	0	0	0	
	6017	1	1	0	2	1	0	
Universal	2217	2	1	1	2	1	x	
Suspended	3030 RN	0	0	0	1	0	0	
Surface	1707	3	3	x	x	x	x	
	1813	2	2	1	2	2	x	
	3525	0	0	0	0	0	0	
	4517	2	1	1	2	1	0	
Channel-less	2913	1	0	0	x	x	x	

PRO SERIES DRIVER OPTIONS

	Product Image	Product Code	Wattage	Current/Voltage	Safety	Downloads
Universal Dim / Non-Dim		NF-PS-UNV-60W-24V Dim 0-10V, MLV, ELV TRIAC View spec sheet for all options	60W	Output Current: 2.5A Input Voltage: 100-277 VAC	UL8750 Class 2 Type HL FCC	SPEC SHEET
		NF-PS-UNV-96W-24V Dim 0-10V, MLV, ELV TRIAC View spec sheet for all options	96W	Output Current: 4A Input Voltage: 100-277 VAC	UL8750 Class 2 Type HL FCC	SPEC SHEET
		NF-PS-UNV-288W-24V Dim 0-10V, MLV, ELV TRIAC View spec sheet for all options	288W	Output Current: 3x4A Input Voltage: 100-277 VAC	UL8750 Class 2 Type HL FCC	SPEC SHEET
		NF-PS-UNV-384W-24V Dim 0-10V, MLV, ELV TRIAC View spec sheet for all options	384W	Output Current: 4x4A Input Voltage: 100-277 VAC	UL8750 Class 2 Type HL FCC	SPEC SHEET
0 - 10V Dim Only		NF-PS-MAXX-30W-24V-0/10V	30W	Output Current: 1.25A Input Voltage: 100-277 VAC	UL8750 Class 2 Type HL FCC	SPEC SHEET
		NF-PS-MAXX-288W-24V-0/10V	288W	Output Current: 20A Input Voltage: 100-277 VAC	UL 7850 UL1310	SPEC SHEET
		NF-PS-96W-24V-0/10V	96W	Output Current: 0.96A Max Input Voltage: 120-277 VAC	UL8750 Class 2	SPEC SHEET
Lutron		NF-PS-L3DA-40W-24V-KL Lutron Hi-Lume 1% EcoSystem/3-Wire 24V	40W	Output Current: 3.3A Input Voltage: 120-277 VAC	UL8750 Class 2 Type TL	SPEC SHEET
		NF-PS-L3DO-96W-24V Lutron Hi-Lume Premier 0.1% EcoSystem/3-Wire 24V Constant Voltage	96W	Output Current: 4.0A Input Voltage: 120-277VAC	UL8750 CSA250.13-14 Class 2	SPEC SHEET

	Product Image	Product Code	Details	Downloads
S3i Series		S3i Glass Touch-Panel NF-S3i-TP-D	Required to Pair: S3i-WR-1009 Zones: 4 Power Consumption: 200ma Dimming Function: 0 - 100%	SPEC SHEET
		S3i Hand-Held Remote NF-S3i-WC-D	Required to Pair: S3i-WR-1009 Zones: 6 Dimming Function: 0 - 100% Battery Operated: 3 AAA	SPEC SHEET
		S3i Push Button Wall Mount NF-S3i-PB-D	Required to Pair: S3i-WR-1009 Zones: 1 Dimming Function: 0 - 100% Battery Operated: 3V (CR2025)	SPEC SHEET
		S3i Wireless Receiver All controls above require this product NF-S3i-WR-1009	Output Power: 240 - 720w Output Current: 4 CH. 5A/CH Input: 12 - 36V DC Dimming: 0 - 100% Can pair with NF-A-UNV	SPEC SHEET
Amplifier		Universal Amplifier NF-A-UNV	Input Voltage: 12 - 36V DC Input Signal: PWM Max Load Current: 20A (5A/4CH) Max Output Power: 240 - 720W	SPEC SHEET

PRO SERIES ACCESSORY OPTIONS

Product Image	Product Code	Dimensions
	Hardwire to Female Quick Connect Adapter NF-C-F	Available Lengths: 6in, 1ft, 2ft, 3ft, 4ft, 5ft, 6ft, & 10ft
	Hardwire to Male Quick Connect Adapter NF-C-M	Available Lengths: 6in, 1ft, 2ft, 3ft, 4ft, 5ft, 6ft, 8ft & 10ft
	Male to Female Quick Connect Adapter NF-C-MF	Available Lengths: 3ft, 6ft & 10ft
	Y Cable 2 Male, 1 Female NF-C-Y	Total Length: 20.00 in
	Y Cable 4 Male, 1 Female NF-C-Y-4Y	Total Length: 20.00 in
	Y Cable 8 Male, 1 Female NF-C-Y-8Y	Total Length: 17.25 in
	Female Quick Connect to Hardwire Adapter NF-C-F/HW	1.5 x 0.5 x 0.5 in
	Male Quick Connect to Hardwire Adapter NF-C-M/HW	1.5 x 0.5 x 0.5 in
	Hard Clips 20 per pack NF-CLIPS-H	1.125 x 0.25 in Clips add 0.125" to height of lights
	Soft Clips 20 per pack NF-CLIPS-S	1.125 x 0.25 in Clips add 0.125" to height of lights
	Universal Adjustable Clip NF-CH-UNV-CLIPS/ADJ	1.13 x 1.00 in

FOR MORE INFORMATION
CLICK HERE

RESOURCES

WHY NOVA FLEX

ADDITIONAL
PRODUCT OPTIONS