



- Chip-on-board technology enables a linear, nearly dot-free light
 - Noticeably better than conventional LED strip
 - Great for under cabinet lighting and other low profile applications (even projects where aluminum profiles can't be used)
 - Also enables a broader choice of dot-free aluminum profile/lens combo's, including low profile
- Special order product with 7-9 week lead-time
- 2700K-6500K tunable range
- CRI90+

THE COMPLETE ASSEMBLED SOLUTION

1. Select LED strip
2. Select channel and lens

Project Name _____

Fixture Type _____ Phase _____

Specifier _____ Date _____

SKU _____ SKU _____

SKU _____ SKU _____

PERFORMANCE

SKU	CCT	L/ft	EFFICACY (L/W)	POWER (W/ft)	MAX RUN	LED/M
NF/SP-COB-I-640-24V-TN	Tunable 2700K + 6500K	520	73	6.1	13 ft	640

ELECTRICAL

Voltage	24V
Wire Size	20 AWG
Lead	3" minimum
Jumper	3" minimum
Dimming	See compatible controls on page 4

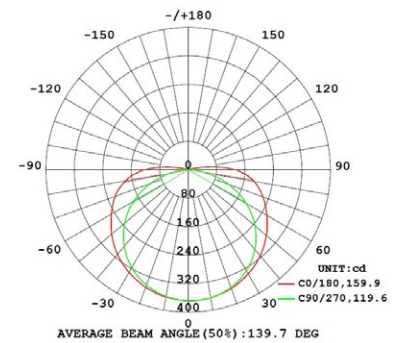
PHYSICAL

Operating Temp	-4° to 140°F
Environment	IP20
Mounting	With or without aluminum profile
Width	10 mm
Cut Length	1.97 inch
Bend Radius	≥ 30 mm / 1.2 inch
Max Run	13 ft

QUALITY ASSURANCE

CCT Binning	< 3 SDCM
Warranty	3 years
Certifications	cULus, RoHS, CE
Lumen Maintenance	>54000 hr at 50C

LIGHT DISTRIBUTION [3000K]



CRI/R9 at 3000K 91.5/49.2

Rf/Rg at 3000K 91/98

Beam Angle



DOWNLOAD FULL PHOTOMETRIC DATA HERE

DIMENSIONS



COB TUNABLE CHANNEL OPTIONS

	Product Image	Product Code	Color	Lens Options	Dimensions	Downloads
Angled		Angled 1919U NF-CH-1919U-2M	Silver White* Black*	CL SF BK*		SPEC SHEET
		Angled 3030 - CR NF-CH-3030-C/CLEAR/CR-2M NF-CH-3030-C/SOFT/CR-2M	Silver White* Black*	CL SF BK*		SPEC SHEET
		Angled 3030 - SQ NF-CH-3030-C/CLEAR/SQ-2M NF-CH-3030-C/SOFT/SQ-2M	Silver White* Black*	CL SF BK*		SPEC SHEET
Bendable		Bendable 1806 NF-CH-1806-2M	Silver White* Black*	CL SF BK*	 Height with Lens 0.22"	SPEC SHEET
		Bendable 3916 NF-CH-3916-2M	Silver White* Black*	CL SF BK*	 Height with Lens 0.69"	SPEC SHEET
Mud-In		Mud-In 6214 NF-CH-6214-2M	Silver White* Black*	CL SF BK*	 Height with Lens 0.58"	SPEC SHEET
Recessed		Recessed 2515 NF-CH-2515-2M	Silver White* Black*	CL SF BK*	 Height with Lens	SPEC SHEET
		Recessed 4540 NF-CH-4540-2M	Silver White* Black*	SF BK*		SPEC SHEET
		Recessed 6017 NF-CH-6017-2M	Silver White* Black*	CL SF BK*	 Height with Lens 0.69"	SPEC SHEET
Universal		Universal 2217 Magnetic/Suspended/Surface NF-CH-2217-2M	Silver White* Black*	CL SF BK*		SPEC SHEET
Suspended		Suspended 3030 RN NF-CH-3030-RN-2M	Silver White* Black*	SF		SPEC SHEET

COB TUNABLE CHANNEL OPTIONS

Surface		Surface 1707 NF-CH-1707-2M	Silver White* Black	CL SF SL* BK*	 0.48" width, 0.69" base, 0.28" height	Height with Lens 0.3" SPEC SHEET
		Surface 1707 - 30° NF-CH-1707-C/CLEAR/30-2M	Silver White* Black	CL BK*	 0.48" width, 0.69" base, 0.47" height	SPEC SHEET
		Surface 1707 - 60° NF-CH-1707-C/CLEAR/60-2M	Silver White* Black	CL BK*	 0.48" width, 0.69" base, 0.47" height	SPEC SHEET
		Surface 1813 NF-CH-1813-2M	Silver White* Black	CL SF BK*	 0.59" width, 0.73" base, 0.45" height	Height with Lens 0.5" SPEC SHEET
		Surface 3525 NF-CH-3525-2M	Silver White* Black*	CL SF BK*	 1.22" width, 1.38" base, 0.99" height	SPEC SHEET
		Surface 4517 NF-CH-4517-2M	Silver White* Black*	CL SF BK*	 1.66" width, 1.73" base, 0.665" height	Height with Lens 0.70" SPEC SHEET
Lens Only		Channel-less 2913 NF-CH-2913-C/SOFT-2M	N/A	SF	 0.56" width, 1.10" base, 0.55" height	SPEC SHEET

Dotting with soft lens

Angled	1919U	0
	3030 SQ/CR	0
Bendable	1806	1
	3916	NR
Mud-In	6214	0
Recessed	2515	0
	4540	0
	6017	NR
Universal	2217	0
	3560 - view spec	0
Suspended	3030 RN	0
Surface	1707	0
	1813	0
	3525	0
	4517	0
Channel-less	2913	0



0 - No Dotting



1 - Slight Dotting

NR = Not Recommended

COB TUNABLE DRIVER OPTIONS










	Product Image	Product Code	Wattage	Current/Voltage	Safety	Downloads
Universal Dim / Non-Dim		NF-PS-UNV-60W-24V Dim 0-10V, MLV, ELV TRIAC View spec sheet for all options	60W	Output Current: 2.5A Input Voltage: 100-277 VAC	UL8750 Class 2 Type HL FCC	SPEC SHEET
		NF-PS-UNV-96W-24V Dim 0-10V, MLV, ELV TRIAC View spec sheet for all options	96W	Output Current: 4A Input Voltage: 100-277 VAC	UL8750 Class 2 Type HL FCC	SPEC SHEET
		NF-PS-UNV-288W-24V Dim 0-10V, MLV, ELV TRIAC View spec sheet for all options	288W	Output Current: 3x4A Input Voltage: 100-277 VAC	UL8750 Class 2 Type HL FCC	SPEC SHEET
		NF-PS-UNV-384W-24V Dim 0-10V, MLV, ELV TRIAC View spec sheet for all options	384W	Output Current: 4x4A Input Voltage: 100-277 VAC	UL8750 Class 2 Type HL FCC	SPEC SHEET
0 - 10V Dim Only		NF-PS-MAXX-30W-24V-0/10V	30W	Output Current: 1.25A Input Voltage: 100-277 VAC	UL8750 Class 2 Type HL FCC	SPEC SHEET
		NF-PS-MAXX-288W-24V-0/10V	288W	Output Current: 20A Input Voltage: 100-277 VAC	UL 7850 UL1310	SPEC SHEET
		NF-PS-96W-24V-0/10V	96W	Output Current: 0.96A Max Input Voltage: 120-277 VAC	UL8750 Class 2	SPEC SHEET
Lutron		NF-PS-L3DA-40W-24V-KL Lutron Hi-Lume 1% EcoSystem/3-Wire 24V	40W	Output Current: 3.3A Input Voltage: 120-277 VAC	UL8750 Class 2 Type TL	SPEC SHEET
		NF-PS-L3DO-96W-24V Lutron Hi-Lume Premier 0.1% EcoSystem/3-Wire 24V Constant Voltage	96W	Output Current: 4.0A Input Voltage: 120-277VAC	UL8750 CSA250.13-14 Class 2	SPEC SHEET

COB TUNABLE CONTROL OPTIONS

Product Image	Product Code	Details	Pair With	Downloads
S3i CONTROL SERIES:				
	S3i Touch Adjustable NF-S3i-TP-AS	Required to Pair: S3i-WR-1009 Zones: 4 Power Consumption: 200ma Dimming Function: 0 - 100%	NF-S3i-WR-1009	SPEC SHEET
	S3i Hand-held Adjustable NF-S3i-WC-AS	Required to Pair: S3i-WR-1009 Zones: 6 Dimming Function: 0 - 100% Battery Operated: 3 AAA	NF-S3i-WR-1009	SPEC SHEET
	S3i Push Button Wall Mount Adjustable NF-S3i-PB-AS	Required to Pair: S3i-WR-1009 Zones: 1 Dimming Function: 0 - 100% Battery Operated: 3V (CR2025)	NF-S3i-WR-1009	SPEC SHEET
	S3i Wireless Receiver NF-S3i-WR-1009	Output Power: 240 - 720w Output Current: 4 CH. 5A/CH Input: 12 - 36V DC Dimming: 0 - 100%	NF-A-UNV	SPEC SHEET
OTHER CONTROLS AND AMPLIFIER				
	Universal Amplifier NF-A-UNV	Input Voltage: 12 - 36V DC Input Signal: PWM Max Load Current: 20A (5A/4CH) Max Output Power: 240 - 720W	All Above Products	SPEC SHEET

COB TUNABLE ACCESSORY OPTIONS



Product Image	Product Code	Dimensions
	Hardwire to Female Quick Connect Adapter NF-C-F	Available Lengths: 6in, 1ft, 2ft, 3ft, 4ft, 5ft, 6ft, & 10ft
	Hardwire to Male Quick Connect Adapter NF-C-M	Available Lengths: 6in, 1ft, 2ft, 3ft, 4ft, 5ft, 6ft, 8ft & 10ft
	Male to Female Quick Connect Adapter NF-C-MF	Available Lengths: 3ft, 6ft & 10ft
	Y Cable 2 Male, 1 Female NF-C-Y	Total Length: 20.00 in
	Y Cable 4 Male, 1 Female NF-C-Y-4Y	Total Length: 20.00 in
	Y Cable 8 Male, 1 Female NF-C-Y-8Y	Total Length: 17.25 in
	Female Quick Connect to Hardwire Adapter NF-C-F/HW	1.5 x 0.5 x 0.5 in
	Male Quick Connect to Hardwire Adapter NF-C-M/HW	1.5 x 0.5 x 0.5 in
	Universal Adjustable Clip NF-CH-UNV-CLIPS/ADJ	1.13 x 1.00 in

FOR MORE INFORMATION
CLICK HERE 

RESOURCES

WHY NOVA FLEX

ADDITIONAL PRODUCT OPTIONS