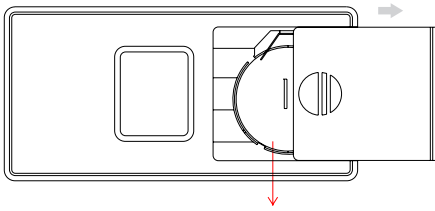


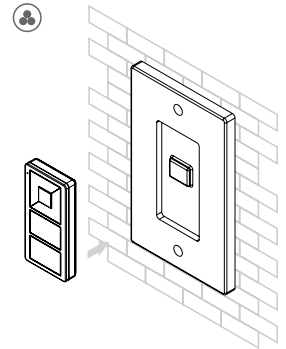
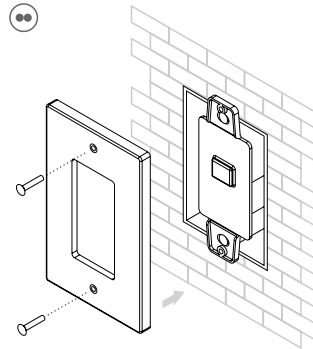
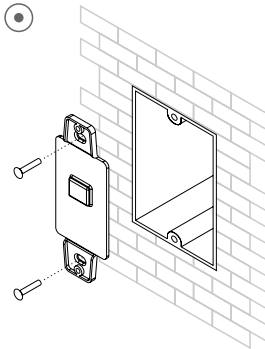
INSTALLATION GUIDE - POWER & CONTROL WALL MOUNT RGB/W DIM | S3I



INSTALLATION



Note: Before the first use, please remove the protective film on the battery



Nova Flex LED, LLC. retains the right to modify the design of our products at any time as part of the company's continual product improvement program.

PROJECT	FIXTURE	PHASE	DATE
Rev: Oct.18.23/18:10			
800.595.6302			novaflexled.com